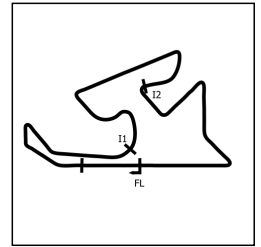


COPA NACIONAL

FP1 - SECTOR ANALYSIS



SECTOR 1 = FL to I1, SECTOR 2 = I1 to I2, SECTOR 3 = I2 to I3, SECTOR 4 = I3 to FL, DIFF = Difference To Personal Best Lap, P = Crossed Finish Line in Pit Lane, D = Time Disallowed

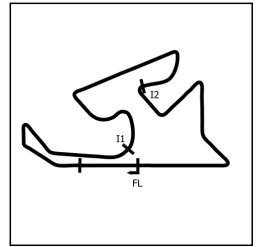
P1		3		David POUGET		Renault CLIO CUP V - DAVID POUGET			
IDEAL LAP TIME : 1:57.738		BEST LAP TIME : 1:57.886		DIFFERENCE : 0.148					
LAP	SECTOR 1	SECTOR 2	SECTOR 3	SPEED TRAP	LAP TIME	KPH	DIFF	TIME OF DAY	
1 -	OUTLAP	45.946	46.084	124.9	2:15.860	103.46	17.974	10:32:43.666	
2 -	33.116	41.826	44.463	180.0	1:59.405	117.71	1.519	10:34:43.071	
3 -	32.950	41.420	44.393	181.6	1:58.763	118.35	0.877	10:36:41.834	
4 -	32.782	41.531	44.291	180.8	1:58.604	118.51	0.718	10:38:40.438	
5 -	32.808	41.539	44.330	180.8	1:58.677	118.44	0.791	10:40:39.115	
6 -	32.644	41.628	IN PIT	181.6	3:48.385	P 61.54	1:50.499	10:44:27.500	
7 -	OUTLAP	43.852	46.160	118.2	2:12.291	106.25	14.405	10:46:39.791	
8 -	32.532	41.440	44.257	180.8	1:58.229	(2) 118.88	0.343	10:48:38.020	
9 -	32.398	41.242	44.246	180.8	1:57.886	(1) 119.23		10:50:35.906	
10 -	32.465	41.438	44.364	181.6	1:58.267	(3) 118.85	0.381	10:52:34.173	
11 -	32.490	41.749	IN PIT	180.8	4:24.986	P 53.04	2:27.100	10:56:59.159	
12 -	OUTLAP	41.599	44.411	120.7	2:05.600	111.91	7.714	10:59:04.759	
13 -	32.250	41.701	44.559	183.3	1:58.510	118.60	0.624	11:01:03.269	

P2		111		Iván Hernández GONZALEZ		Renault CLIO CUP V - ESCUDERIA LA CORUÑA			
IDEAL LAP TIME : 1:58.430		BEST LAP TIME : 1:58.600		DIFFERENCE : 0.170					
LAP	SECTOR 1	SECTOR 2	SECTOR 3	SPEED TRAP	LAP TIME	KPH	DIFF	TIME OF DAY	
1 -	OUTLAP	51.250	50.467	121.8	2:30.610	93.32	32.010	10:33:30.981	
2 -	36.398	43.940	IN PIT	158.4	5:09.286	P 45.44	3:10.686	10:38:40.267	
3 -	OUTLAP	42.862	45.642	95.6	2:09.512	108.53	10.912	10:40:49.779	
4 -	33.572	42.539	44.964	179.1	2:01.075	116.09	2.475	10:42:50.854	
5 -	33.615	42.581	44.575	178.3	2:00.771	116.38	2.171	10:44:51.625	
6 -	33.355	41.826	44.470	179.1	1:59.651	117.47	1.051	10:46:51.276	
7 -	33.062	41.472	44.420	179.1	1:58.954	118.16	0.354	10:48:50.230	
8 -	33.425	41.700	44.749	179.1	1:59.874	117.25	1.274	10:50:50.104	
9 -	33.123	41.694	44.857	179.1	1:59.674	117.45	1.074	10:52:49.778	
10 -	32.964	41.543	44.435	179.1	1:58.942	(3) 118.17	0.342	10:54:48.720	
11 -	32.912	41.579	44.317	179.1	1:58.808	(2) 118.31	0.208	10:56:47.528	
12 -	32.641	41.560	44.399	178.3	1:58.600	(1) 118.51		10:58:46.128	
13 -	32.905	48.988	58.692	180.0	2:20.585	99.98	21.985	11:01:06.713	

P3		41		Alejandro Iribas ESTRADA		Renault CLIO CUP V - ESCUDERIA LA CORUÑA			
IDEAL LAP TIME : 1:58.740		BEST LAP TIME : 1:58.740		DIFFERENCE : 0.000					
LAP	SECTOR 1	SECTOR 2	SECTOR 3	SPEED TRAP	LAP TIME	KPH	DIFF	TIME OF DAY	
1 -	OUTLAP	49.297	IN PIT	98.2	13:02.809	P 17.95	11:04.069	10:43:42.752	
2 -	OUTLAP	51.376	53.216	131.1	2:29.903	93.76	31.163	10:46:12.655	
3 -	33.811	42.673	45.157	179.1	2:01.641	115.55	2.901	10:48:14.296	
4 -	33.525	42.709	IN PIT	177.5	3:37.825	P 64.52	1:39.085	10:51:52.121	
5 -	OUTLAP	41.719	44.668	135.1	2:13.574	105.23	14.834	10:54:05.695	
6 -	33.184	42.051	44.492	178.3	1:59.727	117.40	0.987	10:56:05.422	
7 -	33.294	41.702	44.473	178.3	1:59.469	(3) 117.65	0.729	10:58:04.891	
8 -	32.855	41.486	44.399	178.3	1:58.740	(1) 118.37		11:00:03.631	
9 -	32.897	41.594	44.430	179.1	1:58.921	(2) 118.19	0.181	11:02:02.552	

COPA NACIONAL

FP1 - SECTOR ANALYSIS



SECTOR 1 = FL to I1, SECTOR 2 = I1 to I2, SECTOR 3 = I2 to I3, SECTOR 4 = I3 to FL, DIFF = Difference To Personal Best Lap, P = Crossed Finish Line in Pit Lane, D = Time Disallowed

P4 42		Mariano Alonso GENTILE			Renault CLIO CUP V - MOTORISMO RACING TEAM			
IDEAL LAP TIME : 1:59.031		BEST LAP TIME : 1:59.122		DIFFERENCE : 0.091				
LAP	SECTOR 1	SECTOR 2	SECTOR 3	SPEED TRAP	LAP TIME	KPH	DIFF	TIME OF DAY
1 -	OUTLAP	45.981	46.326	121.4	2:14.898	104.19	15.776	10:32:44.375
2 -	33.225	42.213	44.979	178.3	2:00.417	116.72	1.295	10:34:44.792
3 -	32.834	41.753	44.830	179.1	1:59.417 (3)	117.70	0.295	10:36:44.209
4 -	33.194	41.881	45.085	180.0	2:00.160	116.97	1.038	10:38:44.369
5 -	32.662	41.668	44.898	180.0	1:59.228 (2)	117.89	0.106	10:40:43.597
6 -	32.832	42.011	IN PIT	179.1	3:45.047 P	62.45	1:45.925	10:44:28.644
7 -	OUTLAP	44.095	46.131	124.5	2:11.791	106.65	12.669	10:46:40.435
8 -	32.646	41.710	44.766	181.6	1:59.122 (1)	117.99		10:48:39.557
9 -	32.597	42.586	44.905	180.0	2:00.088	117.04	0.966	10:50:39.645
10 -	32.759	41.813	44.958	180.0	1:59.530	117.59	0.408	10:52:39.175
11 -	32.699	42.017	IN PIT	179.1	4:21.178 P	53.81	2:22.056	10:57:00.353
12 -	OUTLAP	41.826	44.807	122.9	2:05.688	111.83	6.566	10:59:06.041
13 -	32.750	42.268	44.898	181.6	1:59.916	117.21	0.794	11:01:05.957

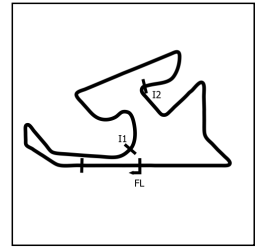
P5 65		Fabien JULIA			Renault CLIO CUP V - FABIEN JULIA			
IDEAL LAP TIME : 1:59.077		BEST LAP TIME : 1:59.237		DIFFERENCE : 0.160				
LAP	SECTOR 1	SECTOR 2	SECTOR 3	SPEED TRAP	LAP TIME	KPH	DIFF	TIME OF DAY
1 -	OUTLAP	49.843	48.939	94.9	2:29.270	94.16	30.033	10:33:18.973
2 -	34.265	43.858	45.819	167.0	2:03.942	113.40	4.705	10:35:22.915
3 -	33.339	42.394	44.792	175.2	2:00.525	116.62	1.288	10:37:23.440
4 -	33.225	42.019	44.982	178.3	2:00.226	116.91	0.989	10:39:23.666
5 -	33.050	42.120	45.088	178.3	2:00.258	116.88	1.021	10:41:23.924
6 -	38.596	1:01.302	48.932	180.8	2:28.830	94.44	29.593	10:43:52.754
7 -	33.095	42.328	44.523	178.3	1:59.946	117.18	0.709	10:45:52.700
8 -	32.934	42.068	44.485	179.1	1:59.487 (3)	117.63	0.250	10:47:52.187
9 -	33.316	43.089	44.543	180.8	2:00.948	116.21	1.711	10:49:53.135
10 -	32.772	42.215	44.563	178.3	1:59.550	117.57	0.313	10:51:52.685
11 -	32.841	42.297	44.474	179.1	1:59.612	117.51	0.375	10:53:52.297
12 -	32.911	41.971	44.403	177.5	1:59.285 (2)	117.83	0.048	10:55:51.582
13 -	33.173	42.173	44.617	177.5	1:59.963	117.17	0.726	10:57:51.545
14 -	33.035	41.938	44.817	178.3	1:59.790	117.34	0.553	10:59:51.335
15 -	32.827	42.043	44.367	176.7	1:59.237 (1)	117.88		11:01:50.572

P6 17		Nicolas Abella ROMERO			Renault CLIO CUP V - ESCUDERIA LA CORUÑA			
IDEAL LAP TIME : 1:59.177		BEST LAP TIME : 1:59.426		DIFFERENCE : 0.249				
LAP	SECTOR 1	SECTOR 2	SECTOR 3	SPEED TRAP	LAP TIME	KPH	DIFF	TIME OF DAY
1 -	OUTLAP	43.163	45.428	138.4	2:09.400	108.62	9.974	10:48:53.732
2 -	33.443	42.509	44.637	177.5	2:00.589	116.56	1.163	10:50:54.321
3 -	32.911	41.955	44.565	178.3	1:59.431 (2)	117.69	0.005	10:52:53.752
4 -	32.983	41.885	44.558	179.1	1:59.426 (1)	117.69		10:54:53.178
5 -	38.301	46.058	44.663	178.3	2:09.022	108.94	9.596	10:57:02.200
6 -	32.888	41.737	44.942	177.5	1:59.567 (3)	117.55	0.141	10:59:01.767
7 -	35.733	42.031	44.552	167.7	2:02.316	114.91	2.890	11:01:04.083

P7 23		Jose Antonio Gomez GUTIERREZ			Renault CLIO CUP V - A.SCHIMPF TEAM			
IDEAL LAP TIME : 1:59.579		BEST LAP TIME : 1:59.994		DIFFERENCE : 0.415				
LAP	SECTOR 1	SECTOR 2	SECTOR 3	SPEED TRAP	LAP TIME	KPH	DIFF	TIME OF DAY
1 -	OUTLAP	52.155	IN PIT	87.2	12:21.227 P	18.96	10:21.233	10:42:38.778
2 -	OUTLAP	47.457	46.451	115.7	2:15.985	103.36	15.991	10:44:54.763
3 -	34.321	43.766	45.132	180.0	2:03.219	114.07	3.225	10:46:57.982
4 -	34.040	42.786	44.850	179.1	2:01.676	115.52	1.682	10:48:59.658
5 -	33.693	43.157	45.016	179.1	2:01.866	115.34	1.872	10:51:01.524
6 -	33.342	42.644	44.740	180.0	2:00.726	116.43	0.732	10:53:02.250
7 -	33.470	42.276	44.532	179.1	2:00.278 (2)	116.86	0.284	10:55:02.528
8 -	33.080	42.671	44.963	179.1	2:00.714 (3)	116.44	0.720	10:57:03.242
9 -	33.096	42.236	44.662	180.8	1:59.994 (1)	117.14		10:59:03.236
10 -	32.811	44.406	44.662	179.1	2:01.879	115.32	1.885	11:01:05.115

COPA NACIONAL

FP1 - SECTOR ANALYSIS



SECTOR 1 = FL to I1, SECTOR 2 = I1 to I2 SECTOR 3 = I2 to I3, SECTOR 4 = I3 to FL, DIFF = Difference To Personal Best Lap, P = Crossed Finish Line in Pit Lane, D = Time Disallowed

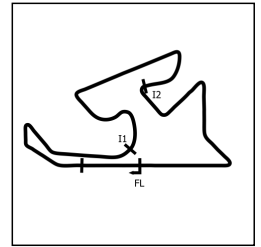
P8 66		Alejandro Romero BEIRO			Renault CLIO CUP V - MOTOR CLUB SABADELL			
IDEAL LAP TIME : 1:59.873		BEST LAP TIME : 2:00.300		DIFFERENCE : 0.427				
LAP	SECTOR 1	SECTOR 2	SECTOR 3	SPEED TRAP	LAP TIME	KPH	DIFF	TIME OF DAY
1 -	OUTLAP	52.076	48.666	85.1	2:30.971	93.10	30.671	10:32:49.886
2 -	36.214	46.440	48.333	150.5	2:10.987	107.30	10.687	10:35:00.873
3 -	34.195	43.082	45.307	175.2	2:02.584	114.66	2.284	10:37:03.457
4 -	33.281	43.107	45.002	179.1	2:01.390	115.79	1.090	10:39:04.847
5 -	33.112	42.657	45.039	180.0	2:00.808	116.35	0.508	10:41:05.655
6 -	33.130	50.939	50.270	180.0	2:14.339	104.63	14.039	10:43:19.994
7 -	32.703	42.766	44.831	180.8	2:00.300 (1)	116.84		10:45:20.294
8 -	32.939	42.402	45.569	180.8	2:00.910	116.25	0.610	10:47:21.204
9 -	34.011	44.217	45.552	181.6	2:03.780	113.55	3.480	10:49:24.984
10 -	32.883	42.726	44.768	180.0	2:00.377 (2)	116.76	0.077	10:51:25.361
11 -	33.200	43.735	47.388	181.6	2:04.323	113.06	4.023	10:53:29.684
12 -	33.024	42.773	44.872	180.8	2:00.669	116.48	0.369	10:55:30.353
13 -	32.721	42.406	45.305	179.1	2:00.432 (3)	116.71	0.132	10:57:30.785
14 -	33.011	42.763	45.341	179.1	2:01.115	116.05	0.815	10:59:31.900
15 -	32.881	42.798	45.939	179.1	2:01.618	115.57	1.318	11:01:33.518

P9 8		Joaquín Rodrigo PEREZ			Renault CLIO CUP V - AUTOMÓVIL CLUB ZARAGOZA			
IDEAL LAP TIME : 2:00.792		BEST LAP TIME : 2:01.030		DIFFERENCE : 0.238				
LAP	SECTOR 1	SECTOR 2	SECTOR 3	SPEED TRAP	LAP TIME	KPH	DIFF	TIME OF DAY
1 -	OUTLAP	48.240	IN PIT	88.0	3:16.883 P	71.39	1:15.853	10:36:10.192
2 -	OUTLAP	44.189	46.227	133.3	2:10.118	108.02	9.088	10:38:20.310
3 -	33.786	44.173	45.603	180.0	2:03.562	113.75	2.532	10:40:23.872
4 -	33.518	43.573	IN PIT	179.1	3:33.518 P	65.83	1:32.488	10:43:57.390
5 -	OUTLAP	50.696	47.238	135.6	2:19.862	100.50	18.832	10:46:17.252
6 -	33.392	43.097	45.520	180.8	2:02.009	115.20	0.979	10:48:19.261
7 -	33.189	42.666	45.175	180.0	2:01.030 (1)	116.13		10:50:20.291
8 -	32.991	42.922	45.202	180.8	2:01.115 (2)	116.05	0.085	10:52:21.406
9 -	33.038	47.815	54.757	181.6	2:15.610	103.65	14.580	10:54:37.016
10 -	33.148	42.819	45.562	180.8	2:01.529 (3)	115.66	0.499	10:56:38.545
11 -	32.951	43.286	46.088	179.1	2:02.325	114.90	1.295	10:58:40.870
12 -	38.706	45.779	54.066	144.0	2:18.551	101.45	17.521	11:00:59.421

P10 21		Lydia Sempere FRANCES			Renault CLIO CUP V - A.SCHIMPF TEAM			
IDEAL LAP TIME : 2:01.158		BEST LAP TIME : 2:01.211		DIFFERENCE : 0.053				
LAP	SECTOR 1	SECTOR 2	SECTOR 3	SPEED TRAP	LAP TIME	KPH	DIFF	TIME OF DAY
1 -	OUTLAP	52.566	IN PIT	84.2	3:06.543 P	75.35	1:05.332	10:33:21.838
2 -	OUTLAP	46.645	48.842	126.9	2:26.190	96.15	24.979	10:35:48.028
3 -	35.485	45.340	46.403	167.7	2:07.228	110.48	6.017	10:37:55.256
4 -	34.562	43.977	46.877	176.0	2:05.416	112.07	4.205	10:40:00.672
5 -	34.237	43.701	46.269	173.6	2:04.207	113.16	2.996	10:42:04.879
6 -	34.287	43.166	45.858	177.5	2:03.311	113.98	2.100	10:44:08.190
7 -	33.741	43.494	45.912	178.3	2:03.147	114.14	1.936	10:46:11.337
8 -	33.582	43.044	45.792	179.1	2:02.418	114.82	1.207	10:48:13.755
9 -	33.509	44.326	46.276	179.1	2:04.111	113.25	2.900	10:50:17.866
10 -	33.542	42.829	45.338	178.3	2:01.709 (3)	115.49	0.498	10:52:19.575
11 -	33.299	44.553	45.896	179.1	2:03.748	113.58	2.537	10:54:23.323
12 -	33.461	43.147	45.463	178.3	2:02.071	115.14	0.860	10:56:25.394
13 -	33.359	42.560	45.380	178.3	2:01.299 (2)	115.88	0.088	10:58:26.693
14 -	33.293	42.613	45.305	179.1	2:01.211 (1)	115.96		11:00:27.904

COPA NACIONAL

FP1 - SECTOR ANALYSIS



SECTOR 1 = FL to I1, SECTOR 2 = I1 to I2 SECTOR 3 = I2 to I3, SECTOR 4 = I3 to FL, DIFF = Difference To Personal Best Lap, P = Crossed Finish Line in Pit Lane, D = Time Disallowed

P11 30		Sergio Cabal DIEZ			Renault CLIO CUP V - RASANTE SPORT			
IDEAL LAP TIME : 2:01.517		BEST LAP TIME : 2:01.807		DIFFERENCE : 0.290				
LAP	SECTOR 1	SECTOR 2	SECTOR 3	SPEED TRAP	LAP TIME	KPH	DIFF	TIME OF DAY
1 -	OUTLAP	44.945	46.407	97.7	2:15.591	103.66	13.784	10:37:14.179
2 -	35.512	42.785	45.771	151.7	2:04.068	113.29	2.261	10:39:18.247
3 -	34.768	42.560	46.284	165.0	2:03.612	113.71	1.805	10:41:21.859
4 -	35.900	43.469	IN PIT	159.6	4:24.779 P	53.08	2:22.972	10:45:46.638
5 -	OUTLAP	42.705	45.182	138.9	2:08.182	109.65	6.375	10:47:54.820
6 -	33.972	42.363	45.472	175.2	2:01.807 (1)	115.39		10:49:56.627
7 -	34.152	42.571	45.655	176.0	2:02.378 (2)	114.85	0.571	10:51:59.005
8 -	34.326	43.041	45.971	172.9	2:03.338	113.96	1.531	10:54:02.343
9 -	34.957	45.256	45.465	150.0	2:05.678	111.84	3.871	10:56:08.021
10 -	34.460	42.864	45.528	169.9	2:02.852	114.41	1.045	10:58:10.873
11 -	34.468	42.549	45.752	168.5	2:02.769 (3)	114.49	0.962	11:00:13.642

P12 64		Gabriel O. Alonso GENTIL			Renault CLIO CUP V - MOTORISMO RACING TEAM			
IDEAL LAP TIME : 2:02.239		BEST LAP TIME : 2:02.268		DIFFERENCE : 0.029				
LAP	SECTOR 1	SECTOR 2	SECTOR 3	SPEED TRAP	LAP TIME	KPH	DIFF	TIME OF DAY
1 -	OUTLAP	49.702	51.154	98.2	2:34.473	90.99	32.205	10:33:12.883
2 -	36.743	45.352	47.926	160.3	2:10.021	108.10	7.753	10:35:22.904
3 -	35.982	44.118	46.603	155.2	2:06.703	110.93	4.435	10:37:29.607
4 -	34.640	43.694	46.529	174.4	2:04.863	112.57	2.595	10:39:34.470
5 -	34.728	43.377	45.928	173.6	2:04.033	113.32	1.765	10:41:38.503
6 -	34.704	43.099	45.714	173.6	2:03.517 (3)	113.79	1.249	10:43:42.020
7 -	34.477	43.535	46.082	175.2	2:04.094	113.27	1.826	10:45:46.114
8 -	35.125	43.129	46.418	173.6	2:04.672	112.74	2.404	10:47:50.786
9 -	34.366	44.111	45.433	173.6	2:03.910	113.43	1.642	10:49:54.696
10 -	34.284	43.189	46.055	170.6	2:03.528	113.78	1.260	10:51:58.224
11 -	34.163	43.412	45.995	176.7	2:03.570	113.75	1.302	10:54:01.794
12 -	38.722	43.889	45.951	139.4	2:08.562	109.33	6.294	10:56:10.356
13 -	34.241	43.110	45.775	176.7	2:03.126 (2)	114.16	0.858	10:58:13.482
14 -	33.826	42.980	45.462	177.5	2:02.268 (1)	114.96		11:00:15.750

P13 10		Maximo Varela ORTIZ			Renault CLIO CUP V - ESCUDERIA LA CORUÑA			
IDEAL LAP TIME : 2:07.170		BEST LAP TIME : 2:07.170		DIFFERENCE : 0.000				
LAP	SECTOR 1	SECTOR 2	SECTOR 3	SPEED TRAP	LAP TIME	KPH	DIFF	TIME OF DAY
1 -	OUTLAP	54.366	51.020	95.8	2:35.426	90.43	28.256	10:33:30.716
2 -	39.223	48.399	IN PIT	139.4	5:29.343 P	42.67	3:22.173	10:39:00.059
3 -	OUTLAP	48.349	47.824	86.8	2:20.998	99.69	13.828	10:41:21.057
4 -	36.240	46.498	47.281	154.0	2:10.019 (2)	108.10	2.849	10:43:31.076
5 -	35.787	44.743	46.640	151.7	2:07.170 (1)	110.53		10:45:38.246